

**delaOliva**  
since 1957

ESTRUCTURAS  
METÁLICAS  
MUESTRARIO

**ACABADOS**

# **Metálicos Sillería**


**ESTÁNDAR/WING/OLÉ/ZEUS/DUBAI/  
PUZZLE/BANCADAS**

MUESTRARIOS


---

## ESTRUCTURA METÁLICA · COLORES ESTÁNDAR

### MUESTRARIO




Blanco (B) · RAL 9016 \*



Negro (N) · RAL 9005 \*



Plata Liso (P) · RAL 9006 \*




Cromo (C) · RAL 9016 \*

\* Referencia universal de cada color delaOлива.

---

## ESTRUCTURA METÁLICA · WING

### MUESTRARIO



Blanco (B) · RAL 9016 \*



Negro (N) · RAL 9005 \*



Plata (P) · RAL 9006 \*




Visón (V) · RAL 1019 \*



Mostaza (M) · RAL 1032 \*



Rojo rubí (R) · RAL 3003 \*



Gris (G) · RAL 7015 \*



Verde Azulado (VA)  
RAL 5020 \*




Cobre

\* Referencia universal de cada color delaOliva.


---

## ESTRUCTURA METÁLICA · OLÉ


### MUESTRARIO



Blanco (B) · RAL 9016 \*



Negro (N) · RAL 9005 \*



Cromo (C) · RAL 9016 \*



Visón (V) · RAL 1019 \*



Mostaza (M) · RAL 1032 \*



Rojo rubí (R) · RAL 3003 \*



Azul (A) · RAL 5014 \*




Verde Azulado (VA)  
RAL 5020 \*

\* Referencia universal de cada color delaOliva.

---

## ESTRUCTURA METÁLICA · ZEUS

### MUESTRARIO



Blanco (B) · RAL 9016 \*



Negro (N) · RAL 9005 \*



Plata Liso (P) · RAL 9006 \*



Visón (V) · RAL 1019 \*



Mostaza (M) · RAL 1032 \*



Rojo rubí (R) · RAL 3003 \*



Azul (A) · RAL 5014 \*



Verde (VE) · RAL 6011 \*



Verde Azulado (VA)  
RAL 5020 \*




Cobre

\* Referencia universal de cada color delaOliva.


---

## ESTRUCTURA METÁLICA · DUBAI


### MUESTRARIO



Blanco (B) · RAL 9016 \*



Negro (N) · RAL 9005 \*



Cobre




Visón (V) · RAL 1019 \*



Mostaza (M) · RAL 1032 \*



Rojo rubí (R) · RAL 3003 \*




Gris (G) · RAL 7015 \*




Azul (A) · RAL 5014 \*



Verde (VE) · RAL 6011 \*



Verde Azulado (VA)  
RAL 5020 \*




Turquesa (TU) · RAL 6034 \*

\* Referencia universal de  
cada color delaOliva.

---

## ESTRUCTURA METÁLICA · PUZZLE

### MUESTRARIO



Blanco (B) · RAL 9016 \*



Negro (N) · RAL 9005 \*



Cobre



Visón (V) · RAL 1019 \*



Mostaza (M) · RAL 1032 \*



Rojo rubí (R) · RAL 3003 \*



Gris (G) · RAL 7015 \*




Azul (A) · RAL 5014 \*



Verde (VE) · RAL 6011 \*



Verde Azulado (VA)  
RAL 5020 \*



Turquesa (TU) · RAL 6034 \*

\* Referencia universal de  
cada color delaOliva.




---

## ESTRUCTURA METÁLICA • BANCADAS

### MUESTRARIO

#### BANCADAS CONVEX




Negro (N) • RAL 9005 \*




Plata Liso (P) • RAL 9006 \*

#### BANCADAS ROMA



Negro (N) • RAL 9005 \*



Cromo (C) • RAL 9016 \*

\* Referencia universal de cada color delaOliva.